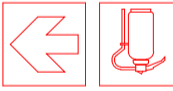




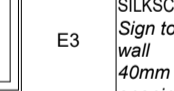


			GRADE-R & STUDENT CLASSROOMS						ABLUTIONS			LIBRARY	SECURITY HOUSE	ADMINISTRATION										NUTRITION CENTRE					OUTDOOR AREAS																	
			GRADE-R CLASS STONE	SICK BAY	KITCHEN	VERANDAH	2x3x4x CLASSROOMS	VERANDAH	DISABLED	BOYS TOILET	GIRLS TOILET	LIBRARY - STORE RM	LIBRARY	SECURITY HOUSE	PRINCIPAL	PRINT ROOM	STRONG ROOM	STOCK / STORE ROOM	SICK ROOM 1	SICK ROOM 2	KITCHEN	STAFF ROOM	PASTORAL CARE ROOM	ENTRANCE FOYER	PASSAGE	RECEPTION AND GENERAL OFFICE	DEPUTY PRINCIPAL	VERANDAH	KITCHEN	DAY STORE	DRY BULK STORE	VEG. STORE	GOODS ARRIVAL YARD	REFUSE YARD	SCULLERY	DINING ROOM	WALKWAYS	PARKING	PLAY AREAS	GARDENS	VERANDA					
FLOOR & FLOOR FINISH	1	TERMITE POISON	☉	☉	☉	☉	☉	☉	☉	☉	☉	☉	☉	☉	☉	☉	☉	☉	☉	☉	☉	☉	☉	☉	☉	☉	☉	☉	☉	☉	☉	☉	☉	☉	☉	☉	☉	☉	☉	☉	☉	☉	1	TERMITE POISON: Treat ground under all internal & external walls, concrete beds and reinforced concrete slabs with poison as per clause 2.13 of specification OOG-001E with 50mm sand over poison.		
	2	75MM CONCRETE SURFACE BED	☉	☉	☉	☉	☉	☉	☉	☉	☉	☉	☉	☉	☉	☉	☉	☉	☉	☉	☉	☉	☉	☉	☉	☉	☉	☉	☉	☉	☉	☉	☉	☉	☉	☉	☉	☉	☉	☉	☉	☉	2	75mm CONCRETE SLAB: cast on 250 micron polythene damp proof membrane (as per clause 7.2 of specification OOG-001E), all side overlaps sealed with approved contact adhesive on 50mm sand on approved filling. 15MPA		
	3	STEEL FLOAT SCREED	☉	☉	☉		☉		☉	☉	☉	☉	☉	☉	☉	☉	☉	☉	☉	☉		☉	☉	☉	☉	☉	☉	☉					☉	☉	☉	☉					☉	3	Min. 25mm steel floated screed with saw cut joints as per engineers detail and specification.			
	4	INSITU - CONCRETE SCREED				☉		☉																					☉												☉	4	60mm to 90mm brush finished screed on panels not exceeding 9m square, with edges smoothed with a corner tool, on 85mm concrete floor slab			
	5	POLYURETHANE - EPOXY			☉																☉								☉	☉	☉	☉											5	4mm POLYURETHANE EPOXY FLOOR coating on min. 25mm self leveling screed, to manufacturers specifications and instructions. 5 year product guarantee		
	6	CERAMIC TILES																																									6	300x300mm non-slip full body CERAMIC TILES on screed to Architect's approval. All grouting joints to be continuous in both directions. Lay expansion joints to manufacturers recommendations and instructions.		
	7	VINYL TILES	☉	☉	☉		☉					☉	☉	☉	☉	☉	☉		☉	☉		☉	☉	☉	☉	☉	☉	☉															7	300x300x2.5mm SEMI FLEXIBLE VINYL FLOOR TILES: allow for two colour pattern on 3:1 cement screed with total thickness of 35mm in admin block and 25mm in classroom blocks, laid according to manufacturers spec and architects approval. Apply 2 coats approved floor dressing.		
	8	TRANSITION STRIP																																										8	40mm High Brass or Aluminium TRANSITION STRIP built into screed between Vinyl tiles and carpet	
	9	MERANTI SKIRTING BOARD	☉	☉	☉		☉					☉	☉	☉	☉	☉	☉	☉	☉	☉		☉	☉	☉	☉	☉	☉	☉						☉									9	19x76mm MERANTI SKIRTING BOARD: with 19mm quarter round nailed to wall. All nails to be punched and filled. Finish with 2 coats clear eggshell polyurethane varnish.		
	10	COMPACTED FILL																																										10	COMPACTED FILL: minimum 3 layers fill compacted to Engineers specifications. Lay 50mm sand blinding before laying concrete pavers.	
	11A	PRECAST CONC. PAVING BLOCKS																																			☉							11A	PRECAST CONCRETE PAVING BLOCKS: Courtyards = Infraset Masonique, Walkways = Infraset Cottagestone	
11	PRECAST CONCRETE BENCHES																																											11	PRECAST CONCRETE BENCHES: Infraset Embankment Seating System	
WALLS	13	FACE BRICK IN STRETCHER BOND -INTERNAL DADO	☉	☉	☉		☉					☉	☉																															13	FACEBRICK IN STRETCHER BOND: with all joints and perpends to be 6mm square deep recessed.	
	14	PLASTER AND PAINT (PVA)	☉	☉	☉		☉		☉	☉	☉	☉	☉	☉		☉	☉	☉	☉	☉		☉	☉	☉	☉	☉	☉	☉							☉									14	PLASTER AND PAINT: 1 Coat plaster and 1 coat acrylic PVA suitable for washing with a mild detergent and with a mat finish. Apply at 10m square per liter spread rate. Undercoat: Provide 1 coat alkaline resistant 100% pure acrylic fillercoat. Spread rate 6m square per liter.	
	15	PLASTER AND PAINT (Eggshell)			☉																☉									☉	☉	☉	☉	☉										15	PLASTER AND PAINT: All walls finished with one coat plaster and painted with one coat alkaline resistant primer, one universal undercoat and two coats eggshell enamel paint.	
	16	SPLASH BACK TILES			☉														☉	☉																								16	WHITE GLAZED TILES: Three rows above unit, with returns where applicable.	
CILLS	17	CEMENT BAGGED																																											17	CEMENT BAGGED: stock brickwork with joints and perpends flushed up solid, cement bagged and painted with one universal undercoat and one coat acrylic PVA suitable for washing.
	18	INTERNAL CILL	☉	☉	☉	☉		☉	☉	☉	☉	☉	☉	☉		☉	☉		☉	☉	☉	☉	☉	☉	☉	☉	☉									☉									18	170 x 15mm fibre cement window cills fixed with galvanized fixing lugs @ 400centres. cills to be painted with undercoat & 2 coats enamel.
	19	6.4mm GYPSUM CEILING	☉	☉	☉		☉					☉	☉	☉		☉	☉		☉	☉		☉	☉	☉	☉	☉	☉									☉								19	6m FIBRE CEMENT: as described on roof plan. Finish: two coats "semi-gloss" PVA of approved colour to comply with SABS 634 "Co-polymer" or equivalent standard. Treat all nails & joints with one primer coat. Brandering as described on roof plan.	
	20	6m FIBRE CEMENT			☉																	☉								☉	☉	☉	☉												20	RE-INFORCED CEILING: 6.4mm Fibre Cement Ceiling Boards finished as per Item #18.
	21	CEILING TRAP DOOR	☉				☉						☉	☉	☉											☉																		21	600x600 CEILING TRAP DOOR: as per roof plan. Finish with 1 universal undercoat and two coats eggshell enamel paint to comply with SABS 630 type 2 or equivalent standard. Colour as for ceiling. See roofplan.	
	22	CEILING INSULATION	☉	☉	☉	☉	☉						☉	☉	☉		☉	☉	☉	☉	☉	☉	☉	☉	☉	☉	☉								☉									22	130mm thick polyester and foil blanket insulation installed to manufacturer's installation specifications.	
	23	PLASTER AND PAINT	☉	☉	☉	☉	☉						☉	☉	☉		☉	☉	☉	☉	☉	☉	☉	☉	☉	☉	☉									☉								23	PLASTER AND PAINT: 1 Coat plaster and 1 coat acrylic PVA suitable for washing with a mild detergent and with a mat finish. Apply at 10m square per liter spread rate. Undercoat: Provide 1 coat alkaline resistant 100% pure acrylic fillercoat. Spread rate 6m square per liter.	
	24	MERANTI CORNICE	☉	☉	☉	☉		☉					☉	☉	☉		☉	☉	☉	☉	☉	☉	☉	☉	☉	☉	☉									☉								24	19x50mm MERANTI CORNICE: Laid flat and finished with 1 universal undercoat and 2 coats enamel paint. Meranti and quater pounds at beams.	

QUANTITIES AS PER PLAN

		ADMIN.	EDUCATION SPACE		ABLUTIONS								
DRY SCHOOLS ONLY		ADMIN. SPACE KITCHEN	ADMIN. SPACE SICK ROOM	GRADE-R CLASS KITCHEN	GRADE-R CLASS SICK ROOM	NUTRITION CENTER KITCHEN / SCULLERY	STAFF ABLUTION	MALE ABLUTION	FEMALE ABLUTION	GRADE R ABLUTION			
SANITARY FITTINGS	SF 1	STANDARD WC					☉	☉	☉	Moulded polyeththylene pedestal with incorporated seat & flap, size 387x518H with foot piece and VIP 200 inlet funnel.			
	SF 2	URINAL					☉	☉		Flat back wall mounted stainless steel urinal with built in tipping tank and adjustable drip cock. Lengths between 640mm & 1830mm, to suit plans.			
	SF 3	WHITE GLAZED PORCELAIN WHB					☉	☉	☉	Hibiscus, 510x430mm vitreous enamel whb 2x bolted to wall - colour white.			
	SF 4	POLYETHYLENE WHB ( GRADE R TOILETS )							☉	510x430mm polyethylene wash hand basin bolted to wall. Colour - granite grey. One tap to each basin - taps specified elsewhere.			
	SF 5	SINK UNIT					☉		☉	1200mm long Stainless steel single bowl drop in sink unit, complete with drain and rubber trap.			
	SF 6	LABORATORY BASIN								Laboratory sink, without overflow & with center end waste outlet. To be used with acid resistant waste. Fixed under counter top.			
	SF 7	EXTERNAL CONCRETE TROUGH						☉	☉	☉	Precast concrete double compartment wash tub complete with outlets & pedestal. Size 1050x650x340mm deep. Two taps per unit as specified elsewhere.		
	SF 8	WASH TROUGH ( SCULLERY )						☉			2 x 700x470mm polyethylene wash trough bolted to wall - colour - granite grey.		
	SF 9	GRADE R WC								☉	Moulded polyethylene with incorporated seat and flap. Bambi long drop c/w flap.		
TAPS	T1	TAPS - FOR CONCRETE TROUGHS AND POLYETHYLENE WASH BASINS						☉	☉	☉	☉	Standard brass wall mounted metering spout	
	T2	TAPS - FOR PORCELAIN WASH BASINS					☉		☉	☉		111-15-cp pillar tap - cold water only.	
	T3	TAPS - LABORATORY SINKS										Capstan css 115/044 swan neck swivel sink mixer - cold water only.	
	T4	TAPS - KITCHEN SINKS					☉		☉	☉		Sink mixer, 2x ½ female iron 400mm long flexible hoses.	
	T5	TAPS - SCULLERY SINKS						☉				Sink mixer ½ heavy pattern, low resistance head part for low pressure or high water demand installations.	
	T6	TAPS - FOR PARAPLEGIC BASINS									☉	503-21B elbow action pillar tap	
ACCESSORIES	AC 1	MIRRORS					☉		☉	☉	☉	☉	600 x 400 silver backed mirror fixed with dome head screws.
	AC 2	ROLL HOLDER							☉	☉	☉	☉	Standard single toilet roll holder plugged & screwed to wall.
	AC 3	HELPING HAND HARDWARE									☉		Stainless steel grab rails - 32 Dia. - 1x Dogleg side rail with center flange. 1x 750mm long back rail.
	AC 4	HYDROBOIL WATER HEATER					☉		☉				Specifications.

SANITARY/ PLUMBING/ DRAINAGE NOTES:  
ALL WASTE DRAINAGE MANAGEMENT TO BE DONE BY CIVIL ENGINEER AND TO BE COORDINATED BY ARCHITECT.

FIRE SIGNAGE - SABS STAMPED 304x150mm SILKSCREEN ON PVC								
ICON	CODE	DESCRIPTION	ADMIN	GRADE-R	LIBRARY	2x 3x4x CLASSROOMS	NUTRITION CENTER	SECURITY
			QUANTITY	QUANTITY	QUANTITY	QUANTITY	QUANTITY	QUANTITY
 	F16 & F19	BOTH SIDES TO BE: 150x304mm SILKSCREEN on PVC Sign to be Hung to ceiling	2	1	1	1	3	1
 	F13	150x304mm SILKSCREEN on PVC Sign to be Fixed to wall 40mm above opening	4	1	1	1	2	1
 	E3	150x304mm SILKSCREEN on PVC Sign to be Fixed to wall 40mm above opening	2	1	1	1	3	1

CLIENT:



DBSA  
Development Bank  
of Southern Africa


Client Name:		
Designation & Section:		
Client Signature:		Project Phase
Date:		
Contact No.'s:		

No.	DATE	REVISION DETAIL
00	25-08-2022	ISSUED FOR CONSTRUCTION



External Consultant:	690 SIGNATURE GROUP
External Drawing No.	SPR-FS-402

Consultant:



Z.M.L Engineers and  
Project Managers  
A Division of the ZML Africa Group

This drawing is the property of ZML Africa Projects.  
Copyright:  
The contents of this drawing is the property of the owner and is confidential. It shall not in any manner be reproduced, destroyed, left or given away without the permission of the owner.

Site Address: - - -	
Building Name: SITE DEVELOPMENT PLAN -	
Project Description: KZN DOE INFRASTRUCTURE DEVELOPMENT AND MAINTENANCE PROGRAMME	
Drawing Description: SPRINGHAVEN PRIMARY SCHOOL FINISHES SCHEDULE -	
Drawn: S. DLAMINI	Date: 07-06-2019
Designer/Checked: M. MADIBA	Scale: AS SHOWN
Approved: S. MAJORO	Drawing Size: A0
Prof Reg. No. PSAT24714667	Revision No.
Signature:	00

Site & Building No.	Floor No.	Discipline & Service Type
SPRINGHAVEN	GF	ARCHITECTURE
Sheet Number	Project Number	Emis No.
001	ZML-EPM-DBSA001	500274779